



1.

3600

1370

7

图 1：2003 年以来我国养老金储备权益总额走势

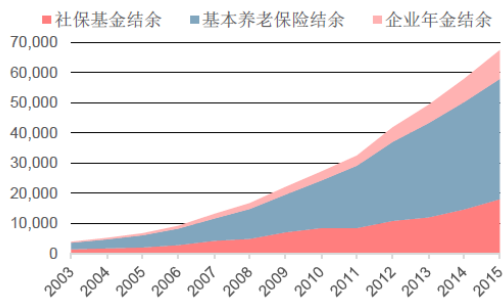


图 2：截至 2015 年底养老金储备规模分布

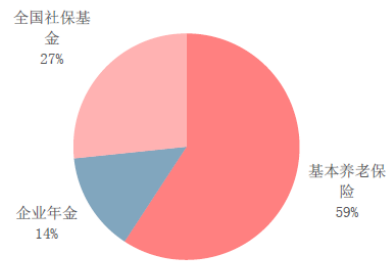


图 3：我国基本养老保险基金投资收益情况

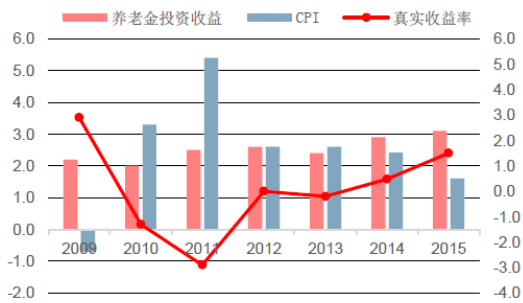
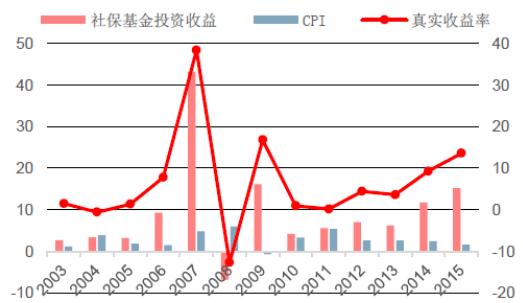


图 4：我国社保基金历年投资收益情况



1.

2016

1098

2. 2016

56.6%



3. 24 2020

4

5

"

"

4.

5. 10



6.

7.

8.

9.

10.

11.